



PHILIPPINE COMMISSION ON ELECTIONS

Chairman J. Andres D. Bautista
October 2016

OBJECTIVES FOR 2016 ELECTIONS

1. CREDIBLE ELECTIONS



2. ENHANCING THE VOTING EXPERIENCE

- Looking out for the comfort & convenience of the voter
- High voter turn-out strengthens credibility



GENERAL STRATEGY

ICE TEA

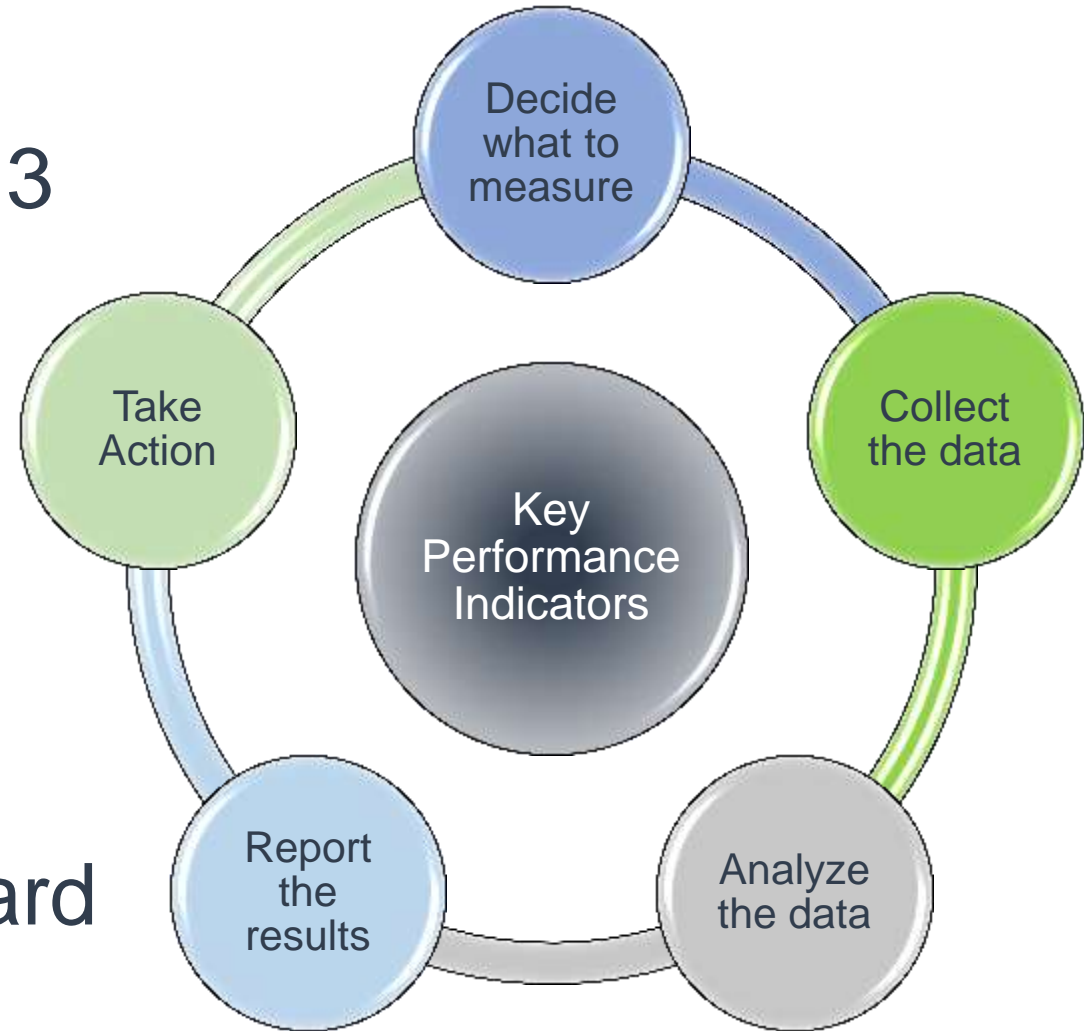
Inspire the COMELEC Workforce
Consult our stakeholders and
Engage (and critics)

BE **T**ransparent,
Efficient, and
Accountable
in the way we do things



SPECIFIC APPROACH

- Improve upon 2010 and 2013 performance
- Identify key result areas / performance indicators (KRA/KPIs)
- Create performance scorecard





COMELEC PERFORMANCE SCORECARD

VOTER TURNOUT

2010

2013

2016

**TOTAL VOTERS IN
THE PHILIPPINES**

50,653,828

51,345,478

54,363,844

TURNOUT

74.99%

77.57%

81.95%

**TOTAL OVERSEAS
FILIPINO VOTERS**

589,830

737,759

1,376,067

TURNOUT

25.99%

16.11%

31.25%

**TOTAL LOCAL
ABSENTEE VOTERS**

25,663

12,732

24,727

TURNOUT

74.33%

65.59%

77.76%



VOTER PROFILE

2016

54,363,844

FEMALE

51.06%

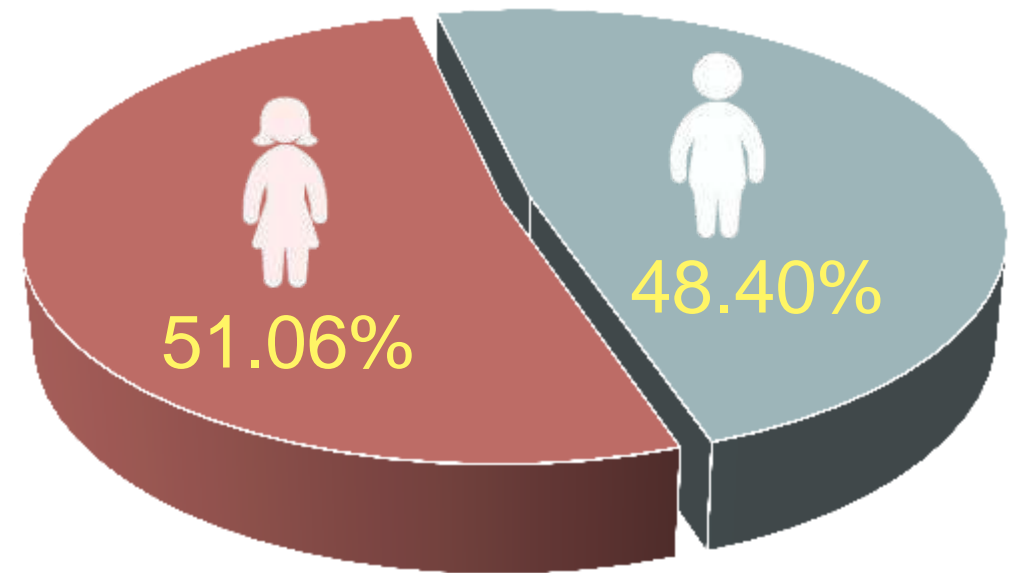
28,052,138

MALE

48.40%

26,311,706

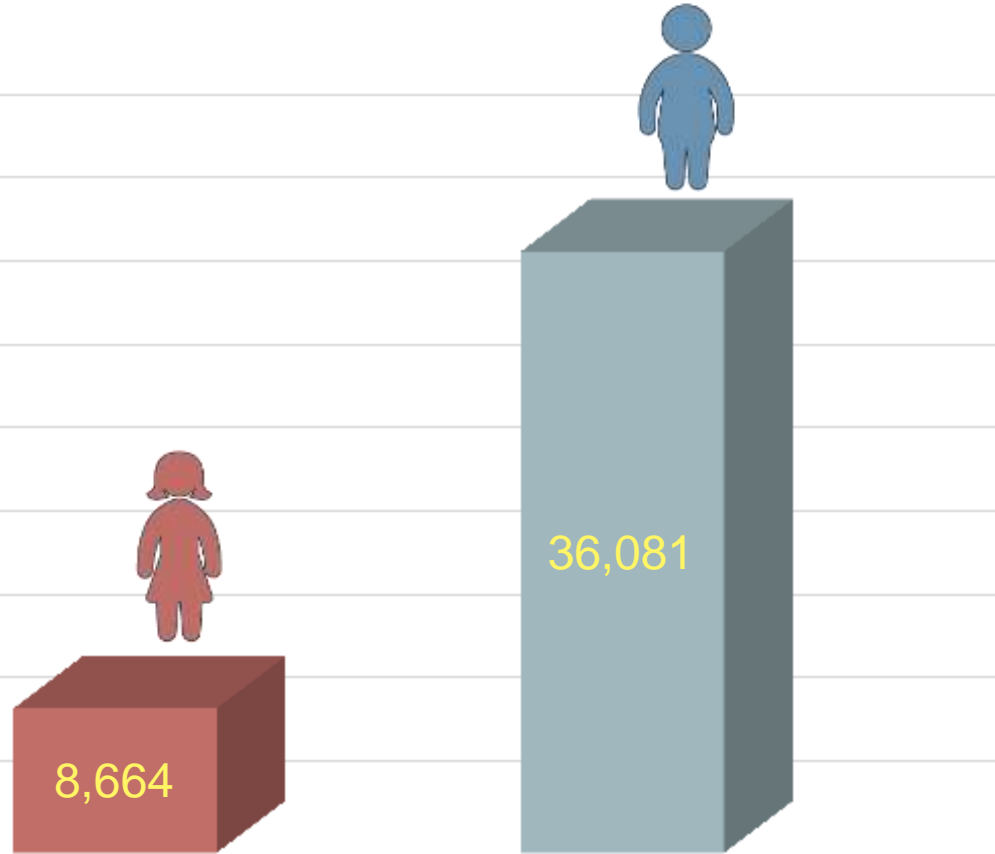
Sex-Disaggregated Data



■ Female ■ Male



Sex-Disaggregated Data



CANDIDATE PROFILE

2016

44,757

FEMALE

19.36%

8,664

MALE

80.62%

36,081



BALLOT PRINTING

	2010	2013	2016
TOTAL NO. OF PRINTED BALLOTS	50,850,939	52,333,801	55,736,801
TOTAL NO. OF DAYS TO COMPLETE PRINTING	81	57	49



VOTER EDUCATION CAMPAIGN



**CANDIDATE
DEBATE**



**ELECTION DAY
SIGNAGES AND
POSTERS**



**VCM
ROADSHOW**



**SEPARATE
INFORMATION
WEBSITE**

2010

2013

2016

Media sponsored	Media sponsored	COMELEC-led
None	None	YES
YES	No	YES
YES	No	YES



AUTOMATED ELECTION SYSTEM

ACCURACY

2010

2013

2016



**RANDOM
MANUAL
AUDIT**

235*

235

715



**TRANSMISSION
OF RESULTS**

90%

76%

96.14%



**VOTER
RECEIPT**

No

No

YES



**AUDIO SUPPORT
FOR DISABLED
VOTERS**

No

No

YES



AUTOMATED ELECTION SYSTEM

SECURITY

2010

2013

2016



**DIGITAL
SIGNATURE**

Machine

Machine

Machine +3



**DATA
ENCRYPTION**

128 bit

128 bit

256 bit



**PROTECTION
OF MEMORY
CARDS**

CF Cards cannot
simultaneously save
data in the main and
back-up cards

CF Cards cannot
simultaneously save
data in the main and
back-up cards

SD Cards capable to
simultaneously save
data in the main and
back-up cards



**UV-DETECTION
FEATURE**

No

YES

YES



AUTOMATED ELECTION SYSTEM

TRANSPARENCY

2010

2013

2016



**MOCK
ELECTIONS**

9 Locations
09 Feb 2010

28 Locations
02 Feb 2013

40 Locations
13 Feb 2016



**SOURCE
CODE
REVIEW**

1 Month
before the
2010 elections

4 Days
before the
2013 elections

7 Months
before the 2016
elections for initial
review
3 Months
before the 2016
elections for final
review



**PUBLIC BALLOT
PRINTING
TRACKING SYSTEM**

No

No

YES



**RESULTS
WEBSITE**

No

No

YES

ELECTION SERVICES

2010

2013

2016



**ACCESSIBLE
POLLING
PLACE**

None

4
Voting Centers

289
Voting Centers



**INDIGENOUS
PEOPLES
POLLING PLACE**

None

None

1 Voting Precinct
2,549 Voters



**LEGAL
ASSISTANCE**

None

None

14
Regions



**MEDICAL
ASSISTANCE**

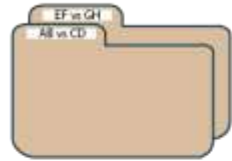
None

None

2,446
Voting Centers



ELECTION SERVICES



**ELECTION
PROTEST
CASES**

2010

96

2013

43

2016

43



**ELECTION
RELATED
VIOLENCE**

166

109

90



**ACCESSIBILITY
AUDIT**

None

None

479



**MALL
REGISTRATION**

None

None

Approximately
500,000
Registrants in
190 Malls



Strengths of Technology

1. Ballots used are precinct-specific
2. Voting remains manual
3. Machine scans every ballot fed to it and saves images in the SD Cards
4. Machine has an “audit log”
5. Machine prints 30 copies of the Election Returns (ERs)



Transparency Features and Public Engagement

1. COMELEC Advisory Council composed of Government and CSO Representatives
2. Source Code Review by interested parties
3. Mandatory Random Manual Audit of the System
4. Observation of facilities and consultation with political party representatives during election preparation
5. Election results website



**“Most electoral stakeholders
seemed to feel that the automated
elections of 2016 marked
significant improvement over
previous Philippine elections”
-The Carter Center**



“Better managed than the
past two automated elections
held in 2010 and 2013”
**-National Movement for Free
Elections**



“The NLE 2016 was a shining moment for the elections, COMELEC, and for PPCRV. It was by far the best of the three automated elections since 2010”
-Parish Pastoral Council for Responsible Voting



Most Pinoys believe May 9 polls credible – Pulse

INQUIRER.net

NEWS

OPINION

SPORTS

LIFESTYLE

PREEN

ENTERTAINMENT

BU

2016 elections most credible, survey says

SUN STAR
MANILA

Home Local News Business Opinion Sports Feature Lifestyle Entertainment

Comelec welcomes survey showing most Filipino trust May 9 polls

© Monday, August 08, 2016

INQUIRER.net

NEWS

OPINION

SPORTS

LIFESTYLE

PREEN

ENTERTAINMENT

Pulse Asia: Most Filipinos give positive assessment of May 9 polls



SHARES: **140**
VIEW COMMENTS

By: **Aries Joseph Hegina**

@AHeginaINQ

INQUIRER.net

12:54 PM August 8th, 2016

Most Filipinos gave a positive assessment of the conduct of the May 9, 2016 elections, describing it as fast, orderly, and not marred by cases of electoral violence, the results of a survey conducted by Pulse Asia released on Monday showed.



INQUIRER.n

Liked 2.4M li



Filipinos Love Their Election System

Pulse Asia Survey Validates Trust in Philippine Automated Elections

August 17, 2016 04:00 PM Eastern Daylight Time

MANILA, The Philippines--(BUSINESS WIRE)--Polling data released by Pulse Asia, a public opinion polling body in the Philippines, highlights the positive verdict of the majority of Filipino voters on the 2016 National and Local Elections.

Malaya Business Insight

1 Philippine Peso = 174.40851 Lao Kip 1 Philippine Peso = 32.4204 Lebanese Pound 1 Philippine Peso = 3.13404 Sri Lanka Rupee 1

8 OF 10 FILIPINOS PREFER AUTOMATED ELECTIONS

August 24, 2016

ABOUT 61 percent, or eight of ten Filipinos, found the 2016 automated national elections successful and credible, according to an independent survey.

The survey, commissioned by private think tank Strategic ADR Institute, also shows that a record 74 percent of Filipino respondents highly trust the results of the recent elections.

The survey was conducted by Pulse Asia on July 2 to 8 among 1,200 respondents nationwide.

On the occasion of both the survey, satisfied and distrustful results, respondents also expressed their

Filipinos generally positive on May 2016 polls – Pulse Asia survey

Published August 8, 2016 12:53pm

By JON VIKTOR D. CAGUENAS, GMA News

Majority of Filipinos have a generally positive assessment on the conduct of the May 9 national elections, results of the latest survey of Pulse Asia survey revealed.

Tuesday, Aug 30, 2016 1

THE FILIPINO TIMES

Search

Survey: 81% Filipinos find automated elections credible


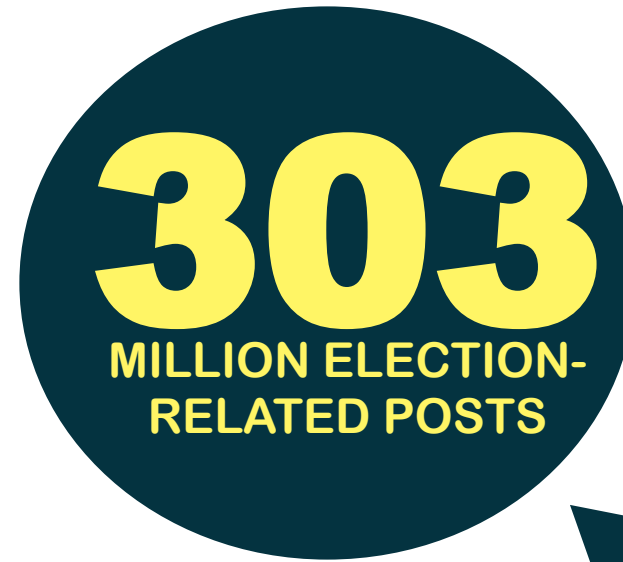
Staff Report Published: August 25, 2016



The 2016 international study entitled “Rethinking Debates”, by the U.S. based Civic Hall and Democracy Fund, cited the **Philippine Commission on Elections** for its innovative use of social media on the first Presidential Debate after 24 years.

The study recorded a total of 303 million election-related posts and the hashtag **#PiliPinasDebates2016**

registered 1.9 million tweets which resulted to the highest engagement on Twitter for a presidential debate.



A Way Forward

- Continue with the assessment, consultations, and dialogue with stakeholders
- Enhance the independence of COMELEC
 - Adopt international best practices
- Push for the necessary legislative reforms





**THANK
YOU!**